



— Beautiful Life —

Date: 17th April, 2025

To,
Corporate Relations Department
BSE Limited
2nd floor, P.J. Tower,
Dalal Street,
Mumbai - 400 001
Company Code: 532888

To
Corporate Relations Department
National Stock Exchange of India Limited
Exchange Plaza, Plot No. C/1, G-Block
Bandra Kurla Complex, Bandra (E),
Mumbai- 400 051
Company Code: ASIANTILES

Dear Sir/ Madam,

Subject: Submission of Shareholding Pattern under Regulation 31 of SEBI (Listing Obligation and Disclosure Requirements) Regulations, 2015.

Pursuant to Regulation 31 of SEBI (Listing Obligation and Disclosure Requirements) Regulations, 2015, kindly find enclosed herewith Shareholding Pattern of Asian Granito India Limited for the quarter ended on 31st March, 2025.


Please take note of the same.

Thanking You.

Yours truly,

For Asian Granito India Limited

Dhruti
Dhruti Trivedi
Company Secretary and Compliance Officer



Encl.: As above

Regd. & Corp. Office:
202, Dev Arc, Opp. Iskcon Temple,
S. G. Highway, Ahmedabad - 380 015
Gujarat (INDIA)

Tel : +91 79 66125500/698
E : info@aglasiangranito.com
W : www.aglasiangranito.com
CIN : L17110GJ1995PLC027025

TILES | MARBLE | QUARTZ | BATHWARE



Asian Granito India Ltd.

Shareholding Pattern under Regulation 31 of SEBI (Listing Obligations and Disclosure Requirements) Regulations, 2015

1.	Name of Listed Entity: Asian Granito India Limited
2.	Scrip Code/Name of Scrip/Class of Security: 532888
3.	Share Holding Pattern Filed under: Reg. 31(1)(a)/Reg. 31(1)(b)/Reg.31(1)(c)
	a. If under 31(1)(b) then indicate the report for Quarter ending : March, 2025
	b. If under 31(1)(c) then indicate date of allotment/extinguishment
4.	Declaration: The Listed entity is required to submit the following declaration to the extent of submission of information:-

	Particulars	Yes*	No*
1	Whether the Listed Entity has issued any partly paid up shares?		No
2	Whether the Listed Entity has issued any Convertible Securities or Warrants?		No
3	Whether the Listed Entity has any shares against which depository receipts are issued?		No
4	Whether the Listed Entity has any shares in locked-in?	Yes	
5	Whether any shares held by promoters are pledge or otherwise encumbered?		No

* If the Listed Entity selects the option 'No' for the questions above, the columns for the partly paid up shares, Outstanding Convertible Securities/Warrants, depository receipts, locked-in shares, No of shares pledged or otherwise encumbered by promoters, as applicable, shall not be displayed at the time of dissemination on the Stock Exchange website. Also wherever there is 'No' declared by Listed Entity in above table the values will be considered as 'Zero' by default on submission of the format of holding of specified securities.

GENERATED ON :03/04/2025

NSDL : 31/03/2025

CDSL :31/03/2025



Asian Granito India Limited
Table I - Summary Statement holding of specified securities

Category	Category of shareholder	Nos. of shareholders	No. of fully paid up equity shares held	No. of Partly paid-up equity shares held	No. of shares underlying Depository Receipts	Total nos. shares held	Shareholding as a % of total no. of shares (calculated as per SCRR, 1957)	Number of Voting Rights held in each class of securities			No. of Shares Underlying Outstanding convertible securities (including Warrants)	Shareholding, as a % assuming full conversion of convertible securities (as a percentage of diluted share capital)	Number of Locked in shares		Number of Shares pledged or otherwise encumbered		Number of equity shares held in dematerialised form	
								No of Voting Rights					Total as a % of (A+B+C)	No. (a)	As a % of total Shares held(b)	No. (a)		As a % of total Shares held(b)
								Class eg: X	Class eg: y	Total								
(I)	(II)	(III)	(IV)	(V)	(VI)	(VII) =	(VIII) As a	(IX)			(X)	(XI)=	(XII)		(XIII)		(XIV)	
(A)	Promoter & Promoter Group	44	49292620	0	0	49292620	33.5221	49292620	0	49292620	33.5221	0	33.5221	12517318	25.3938	0	0.0000	49292620
(B)	Public	88949	97752696	0	0	97752696	66.4779	97752696	0	97752696	66.4779	0	66.4779	7782682	7.9616	NA	NA	97752695
(C)	Non Promoter - Non Public				0				0			0		0.0000	NA	NA		
(C1)	Shares Underlying DRs	0	0	0	0	0	0.0000	0	0	0	0.0000	0	0.0000	0	0.0000	NA	NA	0
(C2)	Shares Held By Employee Trust	0	0	0	0	0	0.0000	0	0	0	0.0000	0	0.0000	0	0.0000	NA	NA	0
	Total	88993	147045316	0	0	147045316	100.0000	147045316	0	147045316	100.0000	0	100.0000	20300000	13.8052	0	0.0000	147045315

GENERATED ON :03/04/2025


NSDL : 31/03/2025



Asian Granito India Limited

Table II - Statement showing shareholding pattern of the Promoter and Promoter Group

Category & Name of the shareholders	Entity Type	Nos. of share holders	No. of fully paid up equity shares held	Partly paid-up equity shares held	No. of shares underlying Depository Receipts	Total nos. shares held	Shareholding % calculated as per SCRR, 1957 As a % of (A+B+C2)	Number of Voting Rights held in each class of securities			No. of Shares Underlying Outstanding convertible securities (including Warra nts)	Shareholding , as a % assuming full conversion of convertible securities (as a percentage of diluted share capital)	Number of Locked in shares		Number of Shares pledged or otherwise encumbered		Number of equity shares held in dematerialised form		
								No of Voting Rights					Total as a % of Total Voting Rights	No. (a)	As a % of total Shares held(b)	No. (a)		As a % of total Shares held(b)	
								Class eg: X	Class eg: y	Total									
(I)		(III)	(IV)	(V)	(VI)	(VII) =	(VIII) As	(IX)			(X)	(XI)=	(XII)		(XIII)	(XIV)			
1	Indian																		
(a)	Individuals / Hindu Undivided Family	44	49292620	0	0	49292620	33.5221	49292620	0	49292620	33.5221	0	33.5221	12517318	25.3939	0	0.0000	49292620	
	Kamleshkumar Bhagubhai Patel	Promoters	1	12217172	0	0	12217172	8.3084	12217172	0	12217172	8.3084	0	8.3084	3899914	31.9216	0	0.0000	12217172
	Mukeshbhai Jivabhai Patel	Promoters	1	6899966	0	0	6899966	4.6924	6899966	0	6899966	4.6924	0	4.6924	1951485	28.2825	0	0.0000	6899966
	Bhavesbhai Vinodbhai Patel .	Promoters	1	6039856	0	0	6039856	4.1075	6039856	0	6039856	4.1075	0	4.1075	1624455	26.8956	0	0.0000	6039856
	Sureshbhai Jivabhai Patel .	Promoter Group	1	5449966	0	0	5449966	3.7063	5449966	0	5449966	3.7063	0	3.7063	1951485	35.8073	0	0.0000	5449966
	Chhayaben Sureshbhai Patel .	Promoter Group	1	1800000	0	0	1800000	1.2241	1800000	0	1800000	1.2241	0	1.2241	0	0.0000	0	0.0000	1800000
	Kanubhai Bhikhabhai Patel	Promoters	1	1744365	0	0	1744365	1.1863	1744365	0	1744365	1.1863	0	1.1863	0	0.0000	0	0.0000	1744365
	Pankaj M Patel .	Promoters	1	1702153	0	0	1702153	1.1576	1702153	0	1702153	1.1576	0	1.1576	651004	38.2459	0	0.0000	1702153
	Girish N Patel	Promoters	1	1702139	0	0	1702139	1.1576	1702139	0	1702139	1.1576	0	1.1576	0	0.0000	0	0.0000	1702139
	Dimpalben Bhogibhai Patel	Promoter Group	1	1582668	0	0	1582668	1.0763	1582668	0	1582668	1.0763	0	1.0763	0	0.0000	0	0.0000	1582668
	Rameshbhai Bhikhabhai Patel	Promoters	1	1420109	0	0	1420109	0.9658	1420109	0	1420109	0.9658	0	0.9658	1138494	80.1695	0	0.0000	1420109
	Suresh Bhikhabhai Patel	Promoter Group	1	1401288	0	0	1401288	0.9530	1401288	0	1401288	0.9530	0	0.9530	974979	69.5773	0	0.0000	1401288
	Kamleshbhai Bhagubhai Patel Huf .	Promoter Group	1	1204704	0	0	1204704	0.8193	1204704	0	1204704	0.8193	0	0.8193	0	0.0000	0	0.0000	1204704
	Bhogilal Bhikhabhai Patel	Promoter Group	1	1098229	0	0	1098229	0.7469	1098229	0	1098229	0.7469	0	0.7469	0	0.0000	0	0.0000	1098229
	Hinaben Kamleshbhai Patel	Promoter Group	1	1075000	0	0	1075000	0.7311	1075000	0	1075000	0.7311	0	0.7311	0	0.0000	0	0.0000	1075000
	Alpaben J Patel .	Promoter Group	1	855054	0	0	855054	0.5815	855054	0	855054	0.5815	0	0.5815	325502	38.0680	0	0.0000	855054
	Dipak Narayanbhai Patel	Promoter Group	1	542905	0	0	542905	0.3692	542905	0	542905	0.3692	0	0.3692	0	0.0000	0	0.0000	542905
	Narayanbhai M Patel	Promoter Group	1	459997	0	0	459997	0.3128	459997	0	459997	0.3128	0	0.3128	0	0.0000	0	0.0000	459997
	Patel Girishbhai Manilal .	Promoter Group	1	351417	0	0	351417	0.2390	351417	0	351417	0.2390	0	0.2390	0	0.0000	0	0.0000	351417
	Bhanuben M Patel .	Promoter Group	1	349985	0	0	349985	0.2380	349985	0	349985	0.2380	0	0.2380	0	0.0000	0	0.0000	349985
	Girish N Patel Huf .	Promoter Group	1	135661	0	0	135661	0.0923	135661	0	135661	0.0923	0	0.0923	0	0.0000	0	0.0000	135661
	Bhoghibhai B. Patel (Huf)	Promoter Group	1	128269	0	0	128269	0.0872	128269	0	128269	0.0872	0	0.0872	0	0.0000	0	0.0000	128269
	Dipakkumar N Patel Huf .	Promoter Group	1	127530	0	0	127530	0.0867	127530	0	127530	0.0867	0	0.0867	0	0.0000	0	0.0000	127530
	Sangitaben G Patel	Promoter Group	1	124758	0	0	124758	0.0848	124758	0	124758	0.0848	0	0.0848	0	0.0000	0	0.0000	124758
	Parulben Kanubhai Patel	Promoter Group	1	123503	0	0	123503	0.0840	123503	0	123503	0.0840	0	0.0840	0	0.0000	0	0.0000	123503
	Narayanbhai M Patel (Huf) .	Promoter Group	1	107568	0	0	107568	0.0732	107568	0	107568	0.0732	0	0.0732	0	0.0000	0	0.0000	107568
	Khemiben M Patel .	Promoter Group	1	99941	0	0	99941	0.0680	99941	0	99941	0.0680	0	0.0680	0	0.0000	0	0.0000	99941




	Gitaben Pankajkumar Patel .	Promoter Group	1	90896	0	0	90896	0.0618	90896	0	90896	0.0618	0	0.0618	0	0.0000	0	0.0000	90896
	Paliben B Patel	Promoter Group	1	87971	0	0	87971	0.0598	87971	0	87971	0.0598	0	0.0598	0	0.0000	0	0.0000	87971
	Bhikhabhai Valjibhai Patel	Promoter Group	1	78671	0	0	78671	0.0535	78671	0	78671	0.0535	0	0.0535	0	0.0000	0	0.0000	78671
	Manilal Valjibhai Patel .	Promoter Group	1	67692	0	0	67692	0.0460	67692	0	67692	0.0460	0	0.0460	0	0.0000	0	0.0000	67692
	Bhikhabhai V Patel (Huf)	Promoter Group	1	59183	0	0	59183	0.0402	59183	0	59183	0.0402	0	0.0402	0	0.0000	0	0.0000	59183
	Sureshkumar B. Patel (Huf)	Promoter Group	1	54493	0	0	54493	0.0371	54493	0	54493	0.0371	0	0.0371	0	0.0000	0	0.0000	54493
	Kanubhai Bhikhabhai Patel (Huf)	Promoter Group	1	44666	0	0	44666	0.0304	44666	0	44666	0.0304	0	0.0304	0	0.0000	0	0.0000	44666
	Pankajkumar M Patel .	Promoter Group	1	24566	0	0	24566	0.0167	24566	0	24566	0.0167	0	0.0167	0	0.0000	0	0.0000	24566
	Girishbhai M Patel Huf .	Promoter Group	1	21216	0	0	21216	0.0144	21216	0	21216	0.0144	0	0.0144	0	0.0000	0	0.0000	21216
	Manilal Valjibhai Patel Huf .	Promoter Group	1	18983	0	0	18983	0.0129	18983	0	18983	0.0129	0	0.0129	0	0.0000	0	0.0000	18983
	Asmitaben B Patel .	Promoter Group	1	10	0	0	10	0.0000	10	0	10	0.0000	0	0.0000	0	0.0000	0	0.0000	10
	Kuldeep Rameshbhai Patel	Promoter Group	1	10	0	0	10	0.0000	10	0	10	0.0000	0	0.0000	0	0.0000	0	0.0000	10
	Manjulaben Vinodbhai Patel .	Promoter Group	1	10	0	0	10	0.0000	10	0	10	0.0000	0	0.0000	0	0.0000	0	0.0000	10
	Patel Hiren Sureshkumar .	Promoter Group	1	10	0	0	10	0.0000	10	0	10	0.0000	0	0.0000	0	0.0000	0	0.0000	10
	Patel Shaliniben Shaunakkumar .	Promoter Group	1	10	0	0	10	0.0000	10	0	10	0.0000	0	0.0000	0	0.0000	0	0.0000	10
	Shaunakkumar M Patel .	Promoter Group	1	10	0	0	10	0.0000	10	0	10	0.0000	0	0.0000	0	0.0000	0	0.0000	10
	Vipuibhai Vinodbhai Patel .	Promoter Group	1	10	0	0	10	0.0000	10	0	10	0.0000	0	0.0000	0	0.0000	0	0.0000	10
	Zalakkumari Hiren Patel .	Promoter Group	1	10	0	0	10	0.0000	10	0	10	0.0000	0	0.0000	0	0.0000	0	0.0000	10
	Bhagubhai Punjabhai Patel	Promoter Group	0	0	0	0	0	0	0	0	0	0	0	0	0	0	0	0	0
	Bhagubhai Punjabhai Patel Huf	Promoter Group	0	0	0	0	0	0	0	0	0	0	0	0	0	0	0	0	0
	Bhikhabhai Kodarbhai Patel	Promoter Group	0	0	0	0	0	0	0	0	0	0	0	0	0	0	0	0	0
	Hiraben Bhagubhai Patel	Promoter Group	0	0	0	0	0	0	0	0	0	0	0	0	0	0	0	0	0
	Jivabhai Jethabhai Patel (Huf)	Promoter Group	0	0	0	0	0	0	0	0	0	0	0	0	0	0	0	0	0
	Mukeshbhai Jivabhai Patel (Huf)	Promoter Group	0	0	0	0	0	0	0	0	0	0	0	0	0	0	0	0	0
	Sureshbhai Jivabhai Patel Huf	Promoter Group	0	0	0	0	0	0	0	0	0	0	0	0	0	0	0	0	0
	Gitaben Rameshbhai Patel	Promoter Group	0	0	0	0	0	0	0	0	0	0	0	0	0	0	0	0	0
(b)	Central Government / State Government(s)		0	0	0	0	0	0.0000	0	0	0	0.0000	0	0.0000	0	0.0000	0	0.0000	0
(c)	Financial Institutions / Banks		0	0	0	0	0	0.0000	0	0	0	0.0000	0	0.0000	0	0.0000	0	0.0000	0
(d)	Any Other (Specify)		0	0	0	0	0	0.0000	0	0	0	0.0000	0	0.0000	0	0.0000	0	0.0000	0
	Sub Total (A){1}		44	49292620	0	0	49292620	33.5221	49292620	0	49292620	33.5221	0	33.5221	12517318	25.3939	0	0.0000	49292620
2	Foreign																		
(a)	Individuals (Non-Resident Individuals / Foreign Individuals)		0	0	0	0	0	0.0000	0	0	0	0.0000	0	0.0000	0	0.0000	0	0.0000	0
(b)	Government		0	0	0	0	0	0.0000	0	0	0	0.0000	0	0.0000	0	0.0000	0	0.0000	0
(c)	Institutions		0	0	0	0	0	0.0000	0	0	0	0.0000	0	0.0000	0	0.0000	0	0.0000	0
(d)	Foreign Portfolio Investor		0	0	0	0	0	0.0000	0	0	0	0.0000	0	0.0000	0	0.0000	0	0.0000	0
(e)	Any Other (Specify)		0	0	0	0	0	0.0000	0	0	0	0.0000	0	0.0000	0	0.0000	0	0.0000	0
	Sub Total (A){2}		0	0	0	0	0	0.0000	0	0	0	0.0000	0	0.0000	0	0.0000	0	0.0000	0
	Total Shareholding Of Promoter And Promoter Group (A)= (A){1}+(A){2}		44	49292620	0	0	49292620	33.5221	49292620	0	49292620	33.5221	0	33.5221	12517318	25.3939	0	0.0000	49292620

Details of Shares which remain unclaimed may be given hear along with details such as number of shareholders, outstanding shares held in demat/unclaimed suspense account, voting rights which are frozen etc.

Note

(1) PAN would not be displayed on website of Stock Exchange(s)

(2) The term 'Encumbrance' has the same meaning as assigned under regulation 28(3) of SEBI (Substantial Acquisition of Shares and Takeovers) Regulations, 2011.



Asian Granito India Limited

Table III - Statement showing shareholding pattern of the Public shareholder

Category & Name of the shareholders	Nos. of shareholders	No. of fully paid up shares held	Partly paid-up equity shares held	No. of shares underlying Depository Receipts	Total nos. shares held	Shareholding % calculated as per SCRR, 1957 As a % of (A+B+C2)	Number of Voting Rights held in each class of securities			No. of Shares Underlying Outstanding convertible securities (including Warrants)	Shareholding, as a % assuming full conversion of convertible securities (as a percentage of diluted share capital)	Number of Locked in shares		Number of Shares pledged or otherwise		Number of equity shares held in dematerialised form	Sub-categorization of shares			
							No of Voting Rights					Total as a % of Total Voting Rights	No. (a)	As a % of total Shares held(b)	No. (a)		As a % of total Shares held(b)	Sub-category(i)	Sub-category(ii)	Sub-category(iii)
							Class eg: X	Class eg: y	Total											
(I)	(III)	(IV)	(V)	(VI)	(VII) =	(VIII) As a	(IX)			(X)	(XI)=	(XII)		(XIII)		(XIV)	(XV)			
1 Institutions (Domestic)																				
(a) Mutual Fund	0	0	0	0	0	0.0000	0	0	0	0.0000	0	0.0000	0	0.0000	NA	NA	0			
(b) Venture Capital Funds	0	0	0	0	0	0.0000	0	0	0	0.0000	0	0.0000	0	0.0000	NA	NA	0			
(c) Alternate Investment Funds	1	325000	0	0	325000	0.2210	325000	0	325000	0.2210	0	0.2210	0	0.0000	NA	NA	325000	0	0	0
(d) Banks	0	0	0	0	0	0.0000	0	0	0	0.0000	0	0.0000	0	0.0000	NA	NA	0			
(e) Insurance Companies	0	0	0	0	0	0.0000	0	0	0	0.0000	0	0.0000	0	0.0000	NA	NA	0			
(f) Provident Funds/ Pension Funds	0	0	0	0	0	0.0000	0	0	0	0.0000	0	0.0000	0	0.0000	NA	NA	0			
(G) Asset Reconstruction Companies	0	0	0	0	0	0.0000	0	0	0	0.0000	0	0.0000	0	0.0000	NA	NA	0			
(h) Sovereign Wealth Funds	0	0	0	0	0	0.0000	0	0	0	0.0000	0	0.0000	0	0.0000	NA	NA	0			
(i) NBFCs registered with RBI	0	0	0	0	0	0.0000	0	0	0	0.0000	0	0.0000	0	0.0000	NA	NA	0			
(j) Other Financial Institutions	0	0	0	0	0	0.0000	0	0	0	0.0000	0	0.0000	0	0.0000	NA	NA	0			
(k) Any Other (Specify)	0	0	0	0	0	0.0000	0	0	0	0.0000	0	0.0000	0	0.0000	NA	NA	0			
Sub Total (B)(1)	1	325000	0	0	325000	0.2210	325000	0	325000	0.2210	0	0.2210	0	0.0000	NA	NA	325000	0	0	0
2 Institutions (Foreign)																				
(a) Foreign Direct Investment	0	0	0	0	0	0.0000	0	0	0	0.0000	0	0.0000	0	0.0000	NA	NA	0			
(b) Foreign Venture Capital Investors	0	0	0	0	0	0.0000	0	0	0	0.0000	0	0.0000	0	0.0000	NA	NA	0			
(c) Sovereign Wealth Funds	0	0	0	0	0	0.0000	0	0	0	0.0000	0	0.0000	0	0.0000	NA	NA	0			
(d) Foreign Portfolio Investors Category I	18	2689886	0	0	2689886	1.8293	2689886	0	2689886	1.8293	0	1.8293	0	0.0000	NA	NA	2689886	0	0	0
First Water Fund	1	1826000	0	0	1826000	1.2418	1826000	0	1826000	1.2418	0	1.2418	0	0.0000	NA	NA	1826000	0	0	0
(e) Foreign Portfolio Investors Category II	2	141067	0	0	141067	0.0959	141067	0	141067	0.0959	0	0.0959	0	0.0000	NA	NA	141067	0	0	0
Overseas Depositories(holding DRs) (balancing figure)	0	0	0	0	0	0.0000	0	0	0	0.0000	0	0.0000	0	0.0000	NA	NA	0			
(g) Any Other (Specify)	0	0	0	0	0	0.0000	0	0	0	0.0000	0	0.0000	0	0.0000	NA	NA	0			
Sub Total (B)(2)	20	2830953	0	0	2830953	1.9252	2830953	0	2830953	1.9252	0	1.9252	0	0.0000	NA	NA	2830953	0	0	0
3 Central Government/ State Government(s)																				
(a) Central Government / President of India	0	0	0	0	0	0.0000	0	0	0	0.0000	0	0.0000	0	0.0000	NA	NA	0			
(b) State Government / Governor	0	0	0	0	0	0.0000	0	0	0	0.0000	0	0.0000	0	0.0000	NA	NA	0			
(C) Shareholding by Companies or Bodies Corporate where Central / State Government is a promoter	0	0	0	0	0	0.0000	0	0	0	0.0000	0	0.0000	0	0.0000	NA	NA	0			
Sub Total (B)(3)	0	0	0	0	0	0.0000	0	0	0	0.0000	0	0.0000	0	0.0000	NA	NA	0			



4	Non-Institutions		0	0	0	0	0	0.0000	0	0	0	0	0.0000	0	0.0000	0	0.0000	NA	NA	0			
(a)	Associate companies / Subsidiaries	0	0	0	0	0	0	0.0000	0	0	0	0	0.0000	0	0.0000	0	0.0000	NA	NA	0			
(b)	Directors and their relatives (excluding Independent Directors and nominee Directors)	0	0	0	0	0	0	0.0000	0	0	0	0	0.0000	0	0.0000	0	0.0000	NA	NA	0			
(c)	Key Managerial Personnel	0	0	0	0	0	0	0.0000	0	0	0	0	0.0000	0	0.0000	0	0.0000	NA	NA	0			
(D)	Relatives of promoters (other than 'immediate relatives' of promoters disclosed under 'Promoter and Promoter Group' category)	0	0	0	0	0	0	0.0000	0	0	0	0	0.0000	0	0.0000	0	0.0000	NA	NA	0			
(E)	Trusts where any person belonging to 'Promoter and Promoter Group' category is 'trustee', 'beneficiary', or 'author of the trust'	0	0	0	0	0	0	0.0000	0	0	0	0	0.0000	0	0.0000	0	0.0000	NA	NA	0			
(f)	Investor Education and Protection Fund (IEPF)	1	5770	0	0	5770	0.0039	5770	0	5770	0.0039	0	0.0039	0	0.0000	0	0.0000	NA	NA	5770	0	0	0
(g)	i. Resident Individual holding nominal share capital up to Rs. 2 lakhs.	85599	47770336	0	0	47770336	32.4868	47770336	0	47770336	32.4868	0	32.4868	0	0.0000	0	0.0000	NA	NA	47770335	0	0	0
(h)	ii. Resident individual holding nominal share capital in excess of Rs. 2 lakhs.	392	28726000	0	0	28726000	19.5355	28726000	0	28726000	19.5355	0	19.5355	7782682	27.0928	0	0.0000	NA	NA	28726000	0	0	0
	Bhupendra R Patel		2264933	0	0	2264933	1.5403	2264933	0	2264933	1.5403	0	1.5403	2020422	89.2045	0	0.0000	NA	NA	2264933			
	Girish Kalidasbhai Patel .		2691579	0	0	2691579	1.8304	2691579	0	2691579	1.8304	0	1.8304	2541579	94.4271	0	0.0000	NA	NA	2691579			
	Jayantibhai Madhabhai Patel		1511220	0	0	1511220	1.0277	1511220	0	1511220	1.0277	0	1.0277	1300481	86.0550	0	0.0000	NA	NA	1511220			
(i)	Non Resident Indians (NRIs)	912	3036376	0	0	3036376	2.0649	3036376	0	3036376	2.0649	0	2.0649	0	0.0000	0	0.0000	NA	NA	0	0	0	0
(j)	Foreign Nationals	0	0	0	0	0	0.0000	0	0	0	0	0	0.0000	0	0.0000	0	0.0000	NA	NA	0			
(k)	Foreign Companies	0	0	0	0	0	0.0000	0	0	0	0	0	0.0000	0	0.0000	0	0.0000	NA	NA	0			
(l)	Bodies Corporate	316	8622061	0	0	8622061	5.8635	8622061	0	8622061	5.8635	0	5.8635	0	0.0000	0	0.0000	NA	NA	8622061	0	0	0
	Maithan Alloys Limited	1	1897583	0	0	1897583	1.2905	1897583	0	1897583	1.2905	0	1.2905	0	0.0000	0	0.0000	NA	NA	1897583			
(m)	Any Other (Specify)	1708	6436200	0	0	6436200	4.3770	6436200	0	6436200	4.3770	0	4.3770	0	0.0000	0	0.0000	NA	NA	6436200	0	0	0
	Body Corp-Ltd Liability Partnership	43	1167773	0	0	1167773	0.7942	1167773	0	1167773	0.7942	0	0.7942	0	0.0000	0	0.0000	NA	NA	1167773	0	0	0
	Hindu Undivided Family	1661	5267120	0	0	5267120	3.5820	5267120	0	5267120	3.5820	0	3.5820	0	0.0000	0	0.0000	NA	NA	5267120	0	0	0
	Clearing Member	4	1307	0	0	1307	0.0009	1307	0	1307	0.0009	0	0.0009	0	0.0000	0	0.0000	NA	NA	1307	0	0	0
	Sub Total (B)(4)	88928	94596743	0	0	94596743	64.3317	94596743	0	94596743	64.3317	0	64.3317	7782682	8.2272	0	0.0000	NA	NA	94596742	0	0	0
	Total Public Shareholding (B)= (B)(1)+(B)(2)+(B)(3)+b(4)	88949	97752696	0	0	97752696	66.4779	97752696	0	97752696	66.4779	0	66.4779	7782682	7.9616	0	0.0000	NA	NA	97752695	0	0	0

Details of the shareholders acting as persons in Concert including their Shareholding (No. and %):

No. of shareholders	%
0	

Details of Shares which remain unclaimed may be given hear along with details such as number of shareholders, outstanding shares held in demat/unclaimed suspense account, voting rights which are frozen etc.

No. of shareholders
0

Not

(1) PAN would not be displayed on website of Stock Exchange(s).

(2) The above format needs to be disclosed along with the names of the shareholders holding 1% or more than 1% of shares of the listed entity. Column no.(XIII)is not applicable in the above format.

(3) W.r.t. the information pertaining to Depository Receipts, the same may be disclosed in the respective columns to the extent information available and the balance to be disclosed as held by



(4) Categorization and disclosure of each shareholder category should be carried out in the order prescribed in the above format. If a shareholder is falling under more than one category, then the

(5) Sub-categorization of shares under column no.(XV) will be based on shareholding(no. of shares)under the following sub-categories:


(i) Shareholder who are represented by a nominee Director on the board of the listed entity or have the right to nominate a representative(i.e. Director)on the board of the listed entity.

(ii) Shareholder who have entered into shareholder agreement with the listed entity.


(iii) Shareholders acting as persons in concert with promoters.

GENERATED ON :03/04/2025

NSDL : 31/03/2025



Details of Shares which remain unclaimed for Public				
Serial No.	Number of shareholders	Outstanding shares held in demat or unclaimed suspense account	voting rights which are frozen	Disclosure of notes on shares which remain unclaimed for public shareholders
1	11	2536		



Asian Granito India Limited
Table IV - Statement showing shareholding pattern of the Non Promoter- Non Public shareholder

Category & Name of the shareholders	PAN	Nos. of shareholders	No. of fully paid up equity shares held	Partly paid-up equity shares held	No. of shares underlying Depository Receipts	Total nos. shares held	Shareholding % calculated as per SCRR, 1957 As a % of (A+B+C2)	Number of Voting Rights held in each class of securities			No. of Shares assuming full conversion of convertible securities (including Warrants)	Shareholding, as a % of diluted share capital	Number of Locked in shares		Number of Shares pledged or otherwise encumbered		Number of equity shares held in dematerialised form	
								No of Voting Rights					Total as a % of (A+B+C)	No.	As a % of total Shares held(b)	No.		As a % of total Shares held(b)
								Class eg: X	Class eg: y	Total								
(I)	(II)	(III)	(IV)	(V)	(VI)	(VII) =	(VIII) As a	(IX)			(X)	(XI)=	(XII)		(XIII)		(XIV)	
1 Custodian/DR Holder		0	0	0	0	0	0.0000	0	0	0	0.0000	0	0.0000	0	0.0000	NA	NA	0
2 Employee Benefit Trust / Employee Welfare Trust under SEBI (Share based Employee Benefits and Sweat Equity) Regulations, 2021		0	0	0	0	0	0.0000	0	0	0	0.0000	0	0.0000	0	0.0000	NA	NA	0
Total Non-Promoter- Non Public Shareholding (C)= (C)(1)+(C)(2)		0	0	0	0	0	0.0000	0	0	0	0.0000	0	0.0000	0	0.0000	NA	NA	0

Not

(1) PAN would not be displayed on website of Stock Exchange(s).


(2) The above format needs to be disclosed along with the names of the shareholders holding 1% or more than 1% of shares of the listed entity. Column no.(XIII) is not applicable in the above format.

(3) W.r.t. the information pertaining to Depository Receipts, the same may be disclosed in the respective columns to the extent information available.

GENERATED ON :03/04/2025

NSDL : 31/03/2025

CDSL



Significant Beneficial Owners (SBO)

Sr. No.	Details of the SBO			Details of the registered owner			Details of holding/ exercise of right of the SBO in the reporting company, whether direct or indirect*:					Date of creation / acquisition of significant beneficial interest
	Name	PAN	Nationality	Name	PAN	Nationality	Whether by virtue of:					
							Shares	Voting rights	Rights on distributable dividend or any other distribution	Exercise of control	Exercise of significant influence	
significant beneficial owners												
1	Kamleshkumar Bhagubhai Patel	ACDPP4293P	India	Kamleshbhai Bhagubhai Patel Huf	AAGHK7721Q	India	9.12	9.12	9.12	No	No	13-10-2016




Table VI - Statement showing foreign ownership limits

Particular	Approved limits (%)	Limits utilized (%)
As on shareholding date	10.00	1.67
As on the end of previous 1st quarter	10.00	1.32
As on the end of previous 2nd quarter	10.00	1.26
As on the end of previous 3rd quarter	10.00	1.11
As on the end of previous 4th quarter	10.00	1.61

Notes :-

- 1) "Approved Limits (%)" means the limit approved by Board of Directors / shareholders of the Listed entity. In case the listed entity has no Board approved limit, provide details of sectoral / statutory cap prescribed by Government / Regulatory Authorities
- 2) Details of Foreign ownership includes foreign ownership / investments as specified in Rule 2(s) of the Foreign Exchange Management (Non-debt Instruments) Rules, 2019, made under the Foreign Exchange Management Act, 1999.

